

Autism Associations Endowment Fund

Month Ending December 2024



OBJECTIVE

Encouraging voluntary participation in non-profit developmental investment and effective contribution under the concept of social solidarity, to participate in supporting Autism Associations across the Kingdom of Saudi Arabia by developing and investing their assets in the fund to enhance their value and grow its endowed capital, ultimately benefiting individuals with autism spectrum disorders (ASD) , by providing healthcare and health stability to enhance the quality of life for them and their families.

PERFORMANCE (TABLE)

Track Record	1 Year	3 Years	5 Years	10 Years	Since Inception
Positive Performance (Months)	7.00	-	-	-	10.00
Outperformance Against Benchmark (Months)	6.00	-	-	-	10.00
Short-term Return (%)	1 Month	3 Months	6 Months	QTD	YTD
Fund	1.73	1.06	5.77	1.06	3.40
Benchmark	0.86	-0.12	2.68	-0.12	0.96
Calendar Returns (%)	2019	2020	2021	2022	2023
Fund	-	-	-	-	-
Benchmark	-	-	-	-	-
Cumulative Returns (%)	1 Year	3 Years	5 Years	10 Years	Since Inception
Fund	3.40	-	-	-	6.48
Benchmark	0.96	-	-	-	2.66
Annualized Returns (%p.a.)	1 Year	3 Years	5 Years	10 Years	Since Inception
Fund	3.40	-	-	-	4.07
Benchmark	0.96	-	-	-	1.68

FEATURES

Fund Type	Open Ended Fund
Fund Domicile	Saudi Arabia
Risk Level	High
Inception Date	August 2023
Inception Price	SAR 1 Per Unit
Fund Currency	Saudi Riyal
Benchmark	Composite Index
Subscription Fee	Nil
Management Fee	0.40% Annually
Performance Fee	Nil
Minimum Subscription	SAR 1
Minimum Additional Subscription	SAR 1
Minimum Redemption	SAR -
Valuation Frequency & Days	Daily - Sunday to Thursday
Cut-Off Time & Day	Before 5 PM - Prior to Dealing Day
Announcement & Payment Day	Following the Dealing Day
Trade Execution	T + 2 (Third Business Day)
Fund Manager	Al Rajhi Capital
Custodian	AlBilad Investment Company clientservices@albilad-capital.com

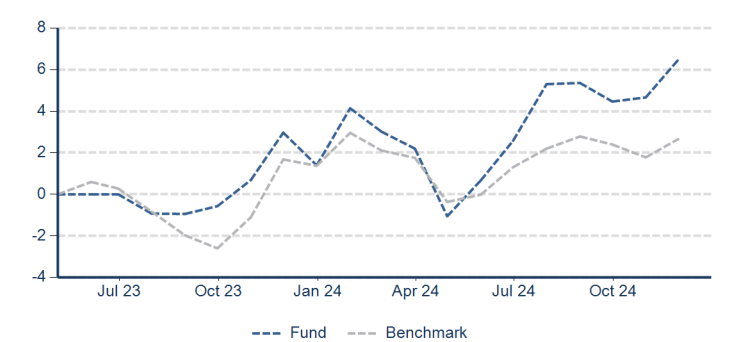
LATEST AWARDS AND RANKINGS (AS AT 31 December 2024)



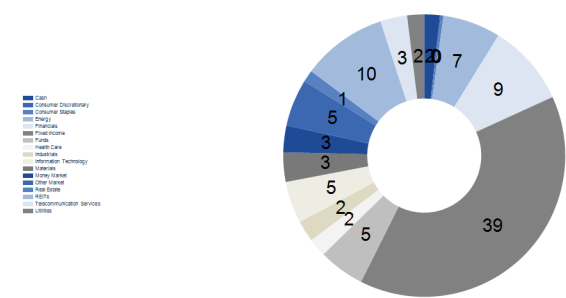
PRICE INFORMATION (End of December 2024)

Net Asset Value Per Unit	SAR	1.0250	▼
Change (MoM)	SAR	-0.0143	1.73 %
Total Fund Units		43,731,637	
Total Net Assets	SAR	44,824,928.39	

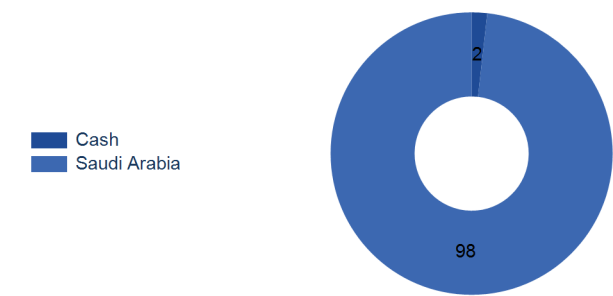
PERFORMANCE (CHART)



SECTOR BREAKDOWN (%TOTAL NET ASSETS)



GEOGRAPHICAL BREAKDOWN (%Total Net Assets)



STASTICAL ANALYSIS

Performance (Annualized)	1 Year	3 Years	5 Years	10 Years	Since Inception
Excess Returns (%)	2.44	-	-	-	2.39
Alpha (%)	-	-	-	-	-
Risk (Annualized)	1 Year	3 Years	5 Years	10 Years	Since Inception
Maximum Drawdown (%)	-5.04	-	-	-	-5.04
Standard Deviation (%)	6.17	-	-	-	5.65
Downside Risk (SSD) (%)	4.46	-	-	-	3.90
MARKET SENSITIVITY (Annualized)	1 Year	3 Years	5 Years	10 Years	Since Inception
Beta	1.00	-	-	-	1.00
REWARD TO RISK (Annualized)	1 Year	3 Years	5 Years	10 Years	Since Inception
Sharpe Ratio	0.57	-	-	-	0.98
Information Ratio	-	-	-	-	-
Tracking Error	3.47	-	-	-	3.06

DISCLAIMER

Al Rajhi Capital is an Authorized Person under the APR with license number37-07068 granted by the CMA. Past performance is neither an indication nor a guarantee of future returns. The value of units and income from them can go up or down; investors may receive less than what they have originally invested. Additionally, fees charged on funds and currency exchange rates may have additional adverse effects. Investors should consider their individual and financial situation prior to entering into a specific product/fund and should seek advice from investment and legal professionals. Detailed and specific information related to the product is provided in the terms and conditions applicable to the fund which should be read and understood prior to entering into it.

CONTACT DETAILS

Al Rajhi Capital Head Office,  
King Fahad Road, P. O. Box 5561,  
Riyadh 11432,  
Kingdom of Saudi Arabia.  
Tel.: 920005856  
Email: customerservice@alrajhi-capital.com URL: www.alrajhi-capital.com

